



Volunteer Registration

FIRST
LEGO
LEAGUE JR.

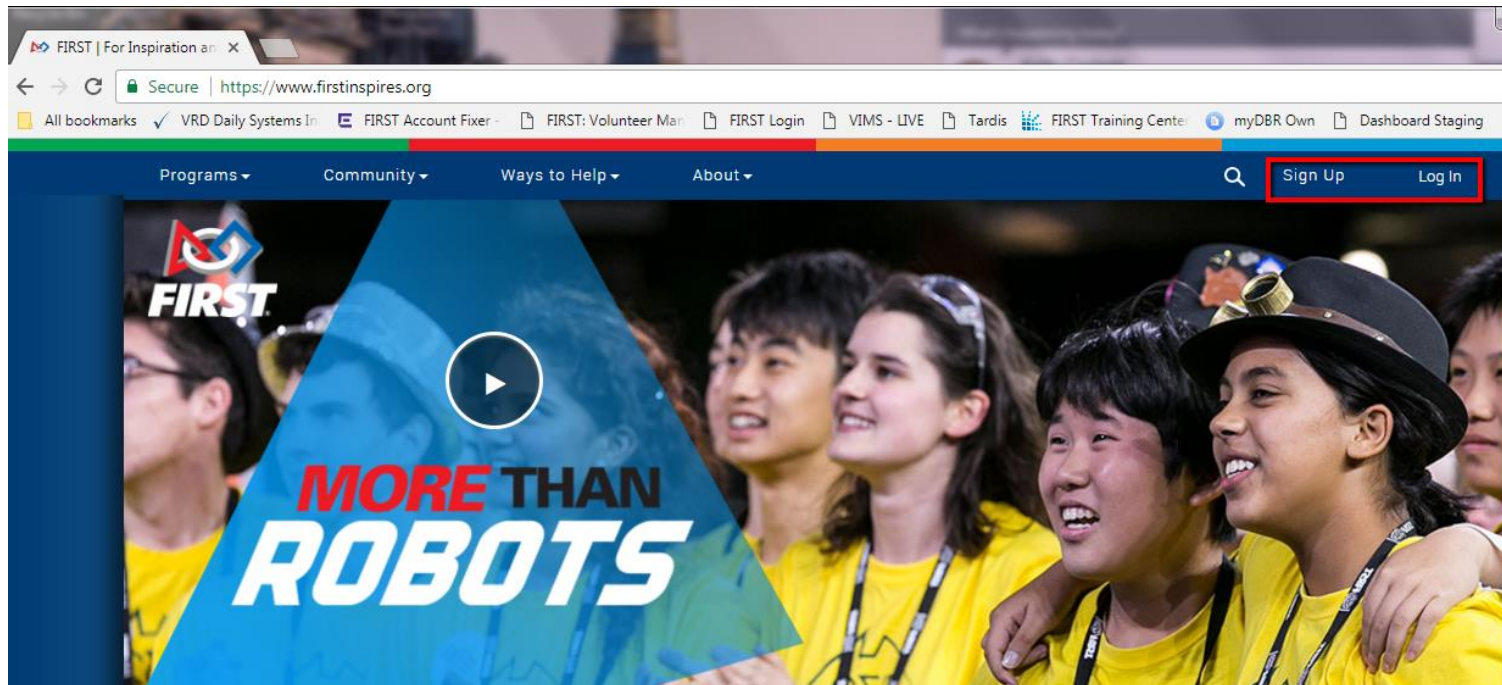
FIRST
LEGO
LEAGUE

FIRST
TECH
CHALLENGE

FIRST
ROBOTICS
COMPETITION

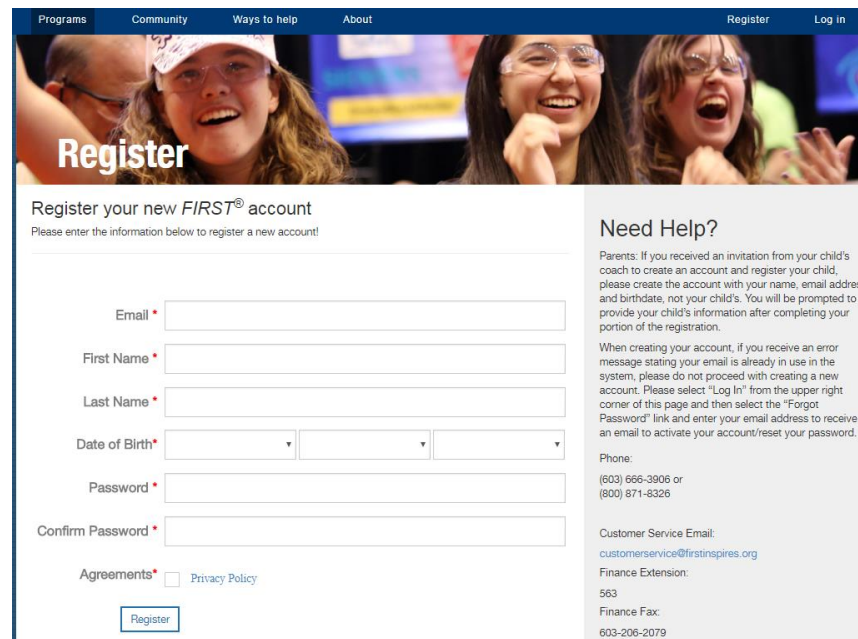
Volunteer Registration

Sign Up or Log In with an existing account on the *FIRST* website



Volunteer Registration

If you need to create a new account, please fill out the requested information. You will be emailed an account activation link to complete the process.



Programs Community Ways to help About Register Log in

Register

Register your new **FIRST®** account
Please enter the information below to register a new account!

Email *

First Name *

Last Name *

Date of Birth *

Password *

Confirm Password *

Agreements * ☐ [Privacy Policy](#)

Need Help?

Parents: If you received an invitation from your child's coach to create an account and register your child, please create the account with your name, email address and birthdate, not your child's. You will be prompted to provide your child's information after completing your portion of the registration.

When creating your account, if you receive an error message stating your email is already in use in the system, please do not proceed with creating a new account. Please select "Log In" from the upper right corner of this page and then select the "Forgot Password" link and enter your email address to receive an email to activate your account/reset your password.

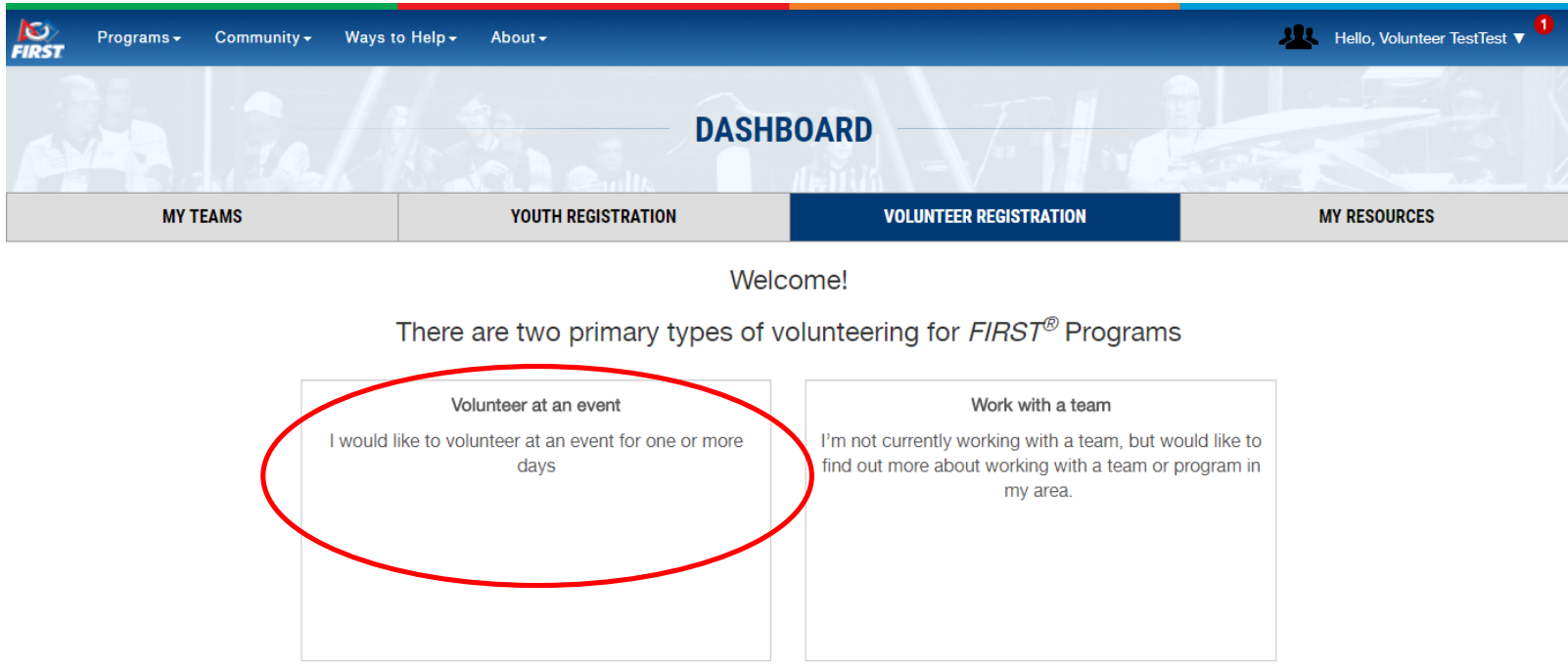
Phone:
(603) 666-3906 or
(800) 871-8326

Customer Service Email:
customerservice@firstinspires.org

Finance Extension:
563
Finance Fax:
603-206-2079

Volunteer Registration Dashboard

Once you sign in, click on Volunteer Registration and select the option to volunteer at an event



The screenshot shows the FIRST Volunteer Registration Dashboard. The top navigation bar includes the FIRST logo, links for Programs, Community, Ways to Help, and About, and a user profile section with the text "Hello, Volunteer TestTest" and a notification icon. Below the navigation bar is a "DASHBOARD" header. The main content area has four tabs: MY TEAMS, YOUTH REGISTRATION, VOLUNTEER REGISTRATION (which is highlighted), and MY RESOURCES. Below the tabs, the text "Welcome!" is displayed. A message states: "There are two primary types of volunteering for *FIRST*® Programs". Two options are presented in boxes. The first option, "Volunteer at an event", is circled in red and includes the text "I would like to volunteer at an event for one or more days". The second option, "Work with a team", includes the text "I'm not currently working with a team, but would like to find out more about working with a team or program in my area."

FIRST Programs Community Ways to Help About Hello, Volunteer TestTest 1

DASHBOARD

MY TEAMS YOUTH REGISTRATION **VOLUNTEER REGISTRATION** MY RESOURCES

Welcome!

There are two primary types of volunteering for *FIRST*® Programs

Volunteer at an event
I would like to volunteer at an event for one or more days

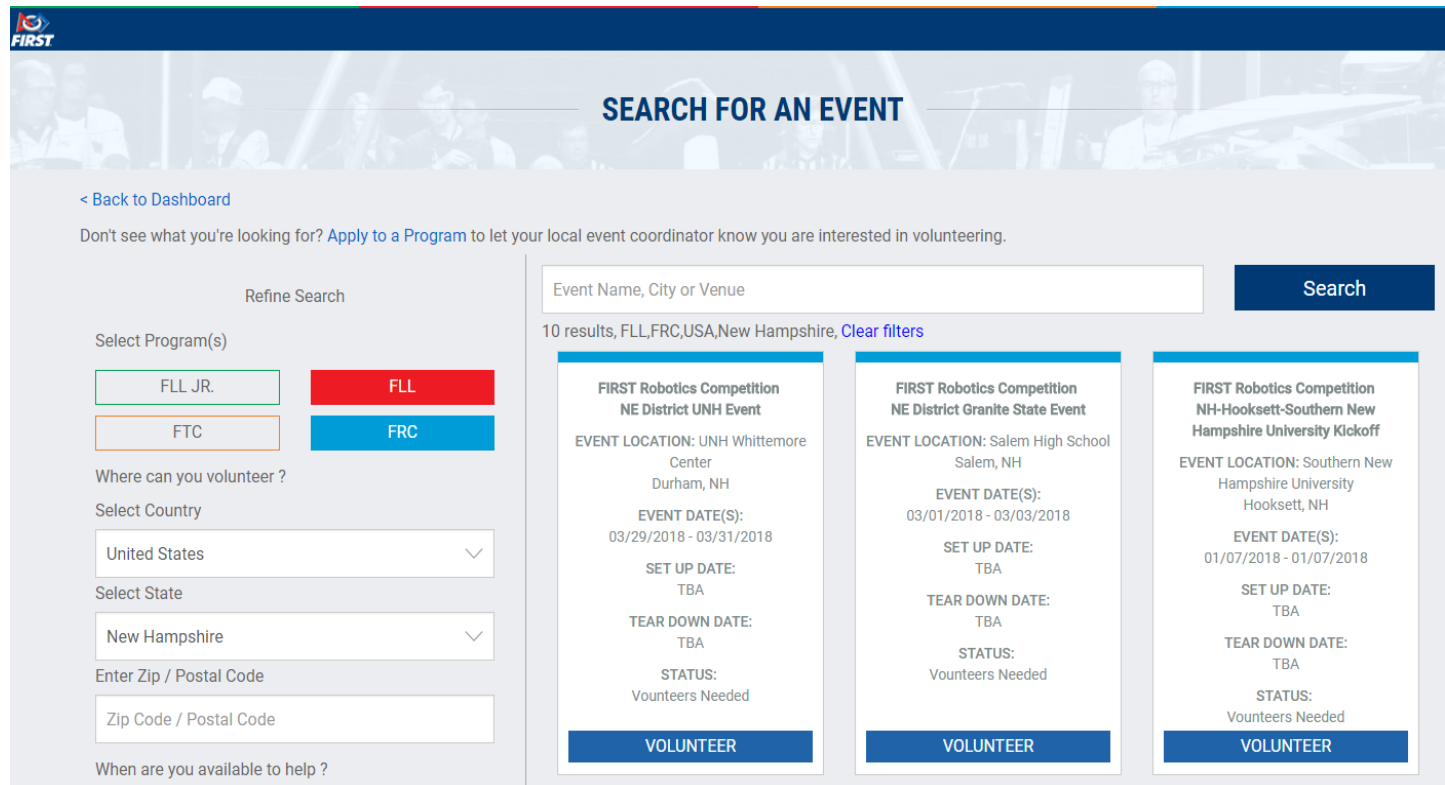
Work with a team
I'm not currently working with a team, but would like to find out more about working with a team or program in my area.

Event Search Page

Use filters to refine search by program, location, and date.

Click the Search button to activate the filters and see events.

User can select Apply to a Program if they don't see an event, or would like to make themselves available for events in their area.



The screenshot shows the FIRST Event Search Page. At the top, there's a blue header with the FIRST logo and a navigation bar. Below the header, a large banner image shows students working on a robot. The main heading is "SEARCH FOR AN EVENT". Below this, there's a link to "< Back to Dashboard". A message states: "Don't see what you're looking for? [Apply to a Program](#) to let your local event coordinator know you are interested in volunteering."

The search filters are organized into two columns. The left column, titled "Refine Search", includes:

- Select Program(s):** Four buttons: FLL JR. (green), FLL (red), FTC (orange), and FRC (blue).
- Where can you volunteer?:** A dropdown menu showing "United States".
- Select State:** A dropdown menu showing "New Hampshire".
- Enter Zip / Postal Code:** A text input field with "Zip Code / Postal Code" as a placeholder.
- When are you available to help?:** A text input field.

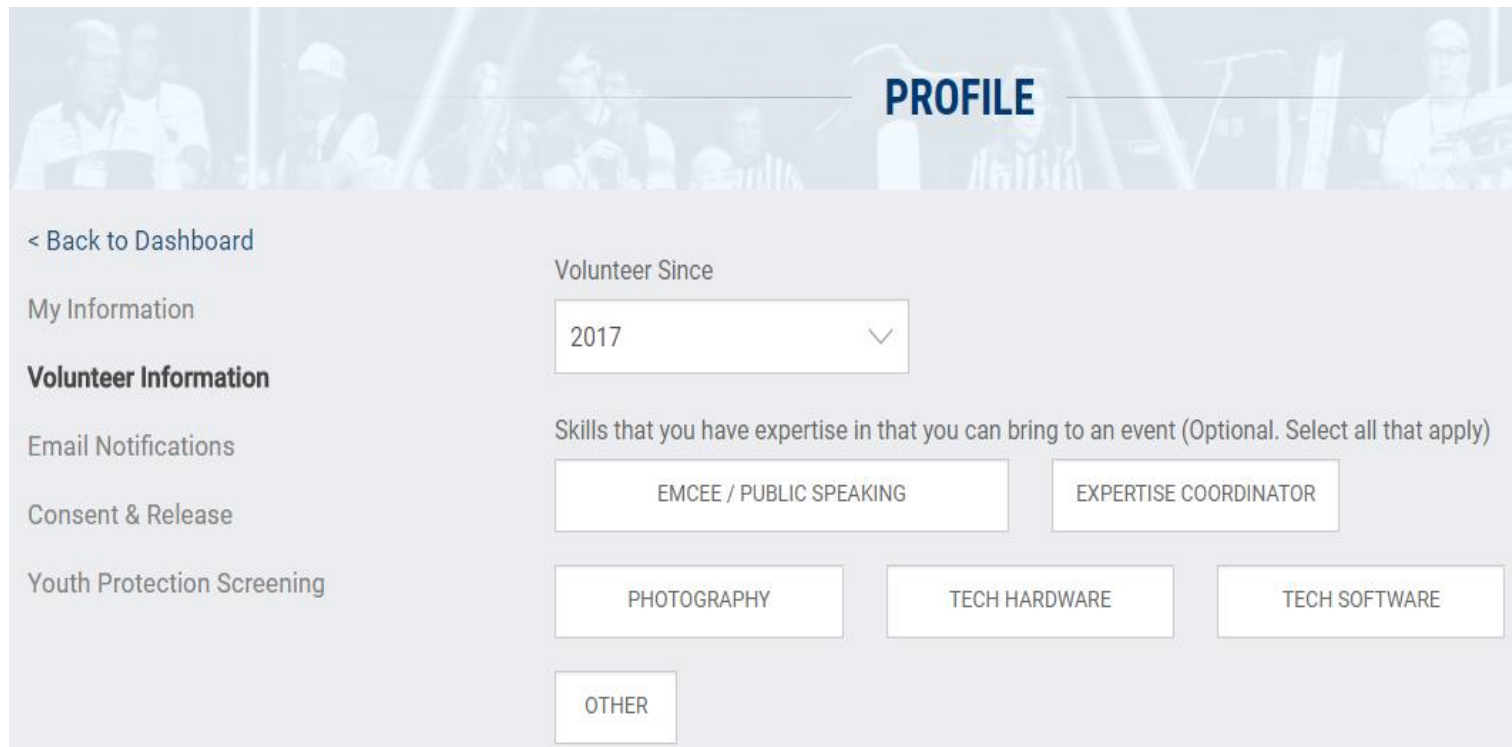
The right column contains the search results. At the top, there's a search bar with "Event Name, City or Venue" and a "Search" button. Below the search bar, it says "10 results, FLL,FRC,USA,New Hampshire, [Clear filters](#)".

There are three event cards displayed:

- FIRST Robotics Competition NE District UNH Event**
EVENT LOCATION: UNH Whittemore Center, Durham, NH
EVENT DATE(S): 03/29/2018 - 03/31/2018
SET UP DATE: TBA
TEAR DOWN DATE: TBA
STATUS: Volunteers Needed
A blue "VOLUNTEER" button is at the bottom.
- FIRST Robotics Competition NE District Granite State Event**
EVENT LOCATION: Salem High School, Salem, NH
EVENT DATE(S): 03/01/2018 - 03/03/2018
SET UP DATE: TBA
TEAR DOWN DATE: TBA
STATUS: Volunteers Needed
A blue "VOLUNTEER" button is at the bottom.
- FIRST Robotics Competition NH-Hooksett-Southern New Hampshire University Kickoff**
EVENT LOCATION: Southern New Hampshire University, Hooksett, NH
EVENT DATE(S): 01/07/2018 - 01/07/2018
SET UP DATE: TBA
TEAR DOWN DATE: TBA
STATUS: Volunteers Needed
A blue "VOLUNTEER" button is at the bottom.

Volunteer Information

If you have not filled out your profile information, the system will prompt you to complete the required sections. Once the information is completed, you will be returned to your volunteer application.

A screenshot of a web application for a volunteer profile. The header features a blue banner with the word "PROFILE" in white. Below the banner, on the left, is a sidebar with navigation links: "< Back to Dashboard", "My Information", "Volunteer Information" (highlighted in bold), "Email Notifications", "Consent & Release", and "Youth Protection Screening". The main content area on the right is titled "Volunteer Since" and contains a dropdown menu showing "2017". Below this is a section titled "Skills that you have expertise in that you can bring to an event (Optional. Select all that apply)". It contains five buttons: "EMCEE / PUBLIC SPEAKING", "EXPERTISE COORDINATOR", "PHOTOGRAPHY", "TECH HARDWARE", and "TECH SOFTWARE". At the bottom of the skills section is an "OTHER" button.

< Back to Dashboard

My Information

Volunteer Information

Email Notifications

Consent & Release

Youth Protection Screening

Volunteer Since

2017

Skills that you have expertise in that you can bring to an event (Optional. Select all that apply)

EMCEE / PUBLIC SPEAKING

EXPERTISE COORDINATOR

PHOTOGRAPHY

TECH HARDWARE

TECH SOFTWARE

OTHER

Volunteer Application Step 1

Select your available dates and enter any notes in the details section.

Select up to 5 roles and arrange in order of role preference.

VOLUNTEER APPLICATION

STEP 1 OF 3

[< Back to Event Search Results](#)

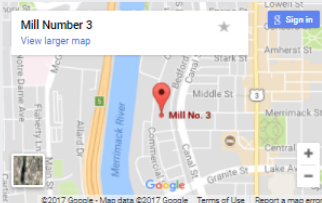
VRD Testing

EVENT DETAILS:

Program: FIRST Robotics Competition
Type: Championship

Set Up Date:
Event Dates: 07/14/2018 - 07/16/2018
Tear Down Date:

Mill Number 3
[View larger map](#)



TBD
200 Bedford St
Manchester, NH

[Directions to the venue](#)

Dates Available

What days are you available?

ALL DATES

OR Choose specific

EVENT DAY 7/14/2018 EVENT DAY 7/15/2018 EVENT DAY 7/16/2018

Specific Availability Times / Details

Enter any time availability specifics (optional)

Employer

Your employer is listed as: Full-time Student [Edit](#)

☐ I'm volunteering with my employer.

Select Roles

Select up to 5 roles from the list below.

Assign me as needed

☐ Awards Assistant

☐ Control System Advisor

☒ Crowd Control

☐ Event Manager

Role Preferences

Drag and drop to rearrange.

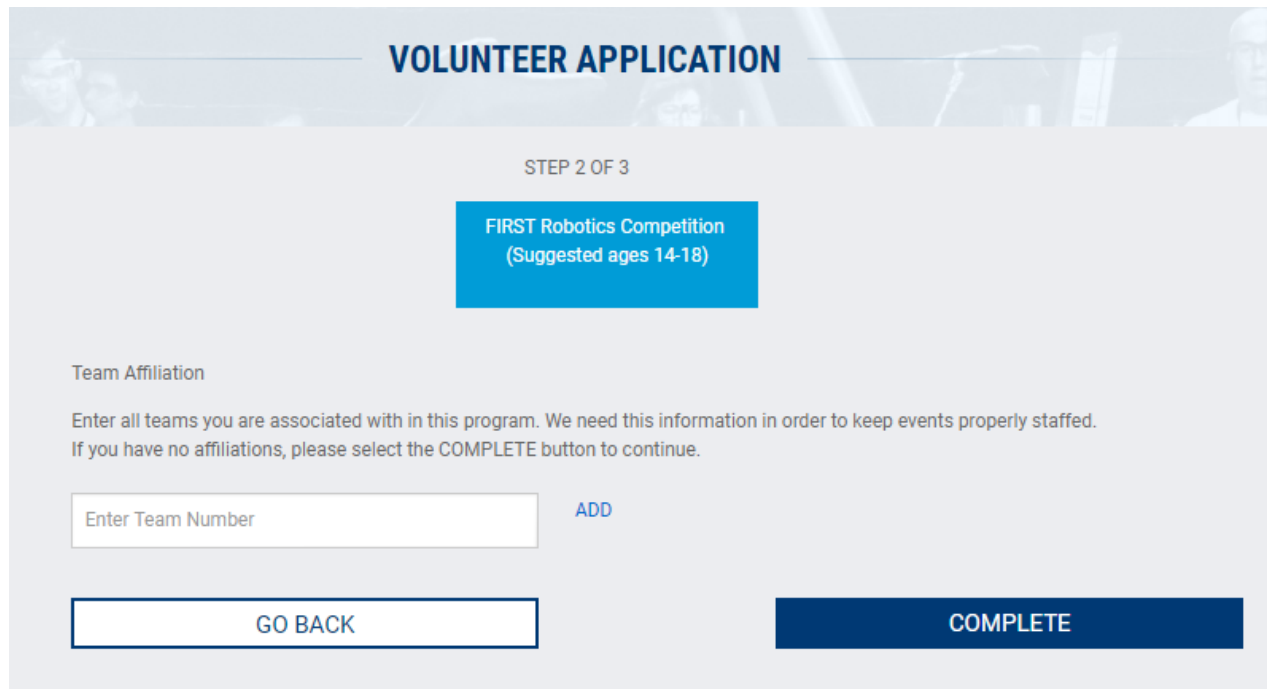
1. Crowd Control

2. Crowd Control

3. Field Assembly

Volunteer Application Step 2

If you are a mentor/coach or affiliated with a team, you can enter those teams at this step. If you do not have any affiliations, click “complete” to continue.



VOLUNTEER APPLICATION

STEP 2 OF 3

FIRST Robotics Competition
(Suggested ages 14-18)

Team Affiliation

Enter all teams you are associated with in this program. We need this information in order to keep events properly staffed.
If you have no affiliations, please select the COMPLETE button to continue.

Enter Team Number [ADD](#)

[GO BACK](#) [COMPLETE](#)

Volunteer Application Step 3

Volunteers in the US and Canada who are over 18 are required to complete youth protection screening in order to be assigned to an event role.

It is recommended that volunteers complete screening at this step, but screening can be accessed from the Dashboard or profile at any time.

APPLICATION RECEIVED

You have successfully completed YPP screening requirements.

[BEGIN YOUTH PROTECTION SCREENING](#)

VRD Testing

EVENT DETAILS:


Program: FIRST Robotics Competition
Type: Championship

Set Up Date: TBD
Event Dates: 07/14/2018 - 07/16/2018
Tear Down Date: TBD

YOUR ROLE ASSIGNMENT REQUEST(S):

Crowd Control, Crowd Control, Crowd Control, Field Assembly,
Field Assembly, Field Assembly

[RETURN TO DASHBOARD](#)



Mill Number 3
[View larger map](#)

TBD
200 Bedford St
Manchester, NH

[Directions to the venue](#)

[VOLUNTEER FOR ANOTHER EVENT](#)

Volunteer Dashboard

After completing an application, the Dashboard shows your pending applications. Once you are assigned, these will be moved into the “Assigned Event Roles” tab.

The screenshot displays the FIRST Volunteer Dashboard. At the top, there is a navigation bar with links for Programs, Community, Ways to Help, and About. A user greeting "Hello, Minor Test" is visible in the top right. Below the navigation bar is a large banner with the word "DASHBOARD" in the center. Underneath the banner are four tabs: MY TEAMS, MY RESOURCES, PARENT/GUARDIAN, and VOLUNTEER REGISTRATION. The VOLUNTEER REGISTRATION tab is active. Below the tabs are three buttons: EVENT VOLUNTEERING, WORK WITH A TEAM, and HOW CAN I HELP. The main content area is divided into two sections: Pending Applications and Assigned Event Roles. The Pending Applications section shows a listing for the VRD Testing Championship - FIRST Robotics Competition. The Assigned Event Roles section shows a listing for the Kickoff Test- VRD Local Kickoff - FIRST Robotics Competition. Each listing includes details such as Role, Status, Setup Date, Event Start/End, Tear Down, Location, and Website. A map is also displayed for each event location.

Dashboard Navigation:

- Programs
- Community
- Ways to Help
- About
- Hello, Minor Test

Dashboard Tabs:

- MY TEAMS
- MY RESOURCES
- PARENT/GUARDIAN
- VOLUNTEER REGISTRATION**

Buttons:

- EVENT VOLUNTEERING
- WORK WITH A TEAM
- HOW CAN I HELP

Pending Applications

VRD Testing Championship - FIRST Robotics Competition

Role:	Setup Date:	Location:
Crowd Control, Field Assembly, Crowd Control, Field Assembly	TBA	TBD
Status: PENDING	Event Start: 7/14/2018	200 Bedford St
	Event End: 7/16/2018	Manchester, NH 03101 USA
	Tear Down: TBA	Website:

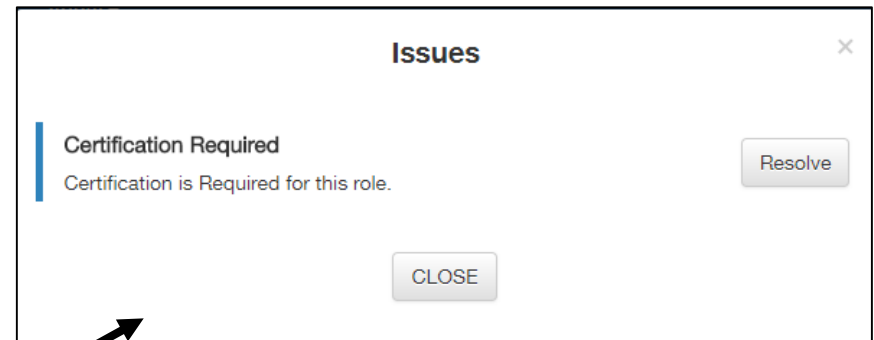
Assigned Event Roles

Kickoff Test- VRD Local Kickoff - FIRST Robotics Competition

Role:	Setup Date:	Location:
Event Custom Role	7/6/2018	Event Venue
Status: ASSIGNED	Event Start: 7/7/2018	1 Main St
	Event End: 7/7/2018	Manchester, NH 03101 USA
	Tear Down: 07/08/2018	Website:

Certifications

If you are assigned a role requiring certification, click on “Review Outstanding Tasks”. Then click the Resolve button, which will bring you directly to BlueVolt to complete your training.



▼ Roles Missing Certifications

North Pacific Regional ARL Challenge
Qualifying Event - FIRST LEGO League

Role: Core Values Judge	Setup Date: TBA	Location: Walla Walla Valley Academy
Status: ASSIGNED	Event Start: 2/25/2018	300 SW Academy Way
	Event End: 2/25/2018	College Place, WA 99324 USA
	Tear Down: TBA	Website:

[Review Outstanding Tasks](#)

[View larger map](#)

Walla Walla Valley Academy

300 Southwest Academy Way

SW 1st St

SW 2nd St

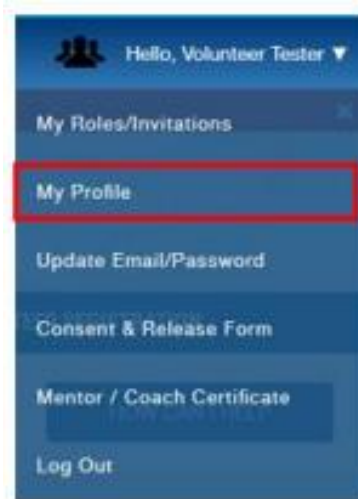
SW Davis Ave

©2017 Google - Map Data Terms of Use Report a map error

ROLE OPTIONS ▼

Volunteer Information

Personal and volunteer information can be accessed through your Profile at the top right of the Dashboard. Changes and updates to information can be made at any time



Additional Questions?

For Questions, Comments, or Concerns:

Customer Service Phone Number - 800-871-8326, Option “0”

Volunteer Registration Questions- volunteer@firstinspires.org

Youth Protection Screening- safetyfirst@firstinspires.org

For additional volunteer resources and guides, please visit the [Volunteer Resources](#) section of the Resource Library on the *FIRST* website.